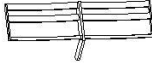






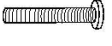


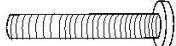






Art.Nr. 20852

A	Rückseite		1	F	Schraube (M6*25L)		4	K	Mutter (M8)		1
B	Linke Armlehne		1	G	Schraube (M6*20L)		2	L	Inbusschlüssel (M6)		1
C	Rechte Armlehne		1	H	Schraube (M6*35L)		4	M	Inbusschlüssel (M8)		1
D	Basis		1	I	Schraube (M8*65L)		1	N	PE Kappe (M6)		6
E	Verbindungsstück		1	J	Mutter (M6)		6	O	PE Kappe (M8)		1

