

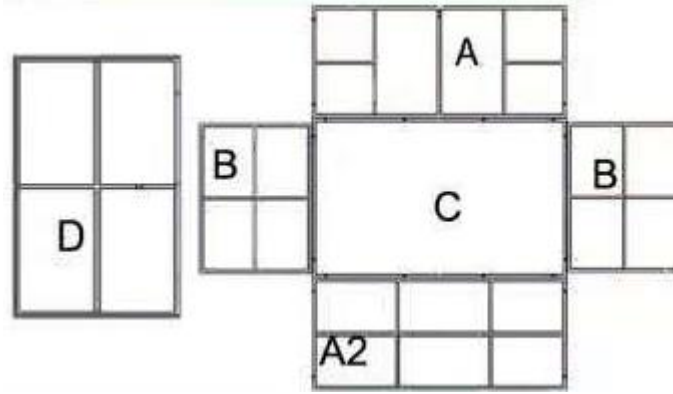
Montageanleitung / Assembly instruction

22290

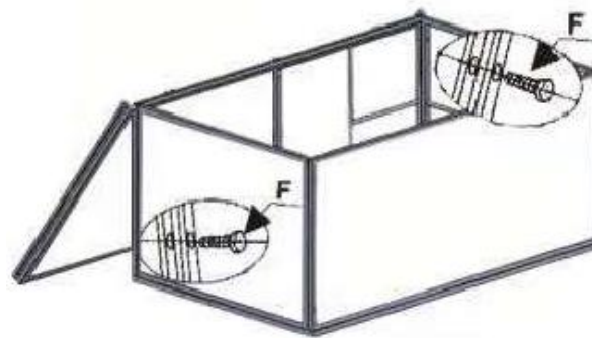


Teil / Part	Bild / Image	Beschreibung / Description	Menge / Quantity
A		Rückseite / Back part	1
A2		Vorderseite / Front part	1
B		Seitenteil / Side part	2
C		Boden / Bottom	1
D		Deckel / Top	1
E		Innentasche / Inner bag	1
F		Schraube & Mutter / Screw & Nut	20
G		Schraube / Screw	4
H		Schraube & Bolzen / Screw & bolt	2
I		Gasdruckfeder / Gas spring	1
J		Schraubenschlüssel / Wrench	1
K		Mutter / Nut	2
L		Unterlegscheiben / Washer	22

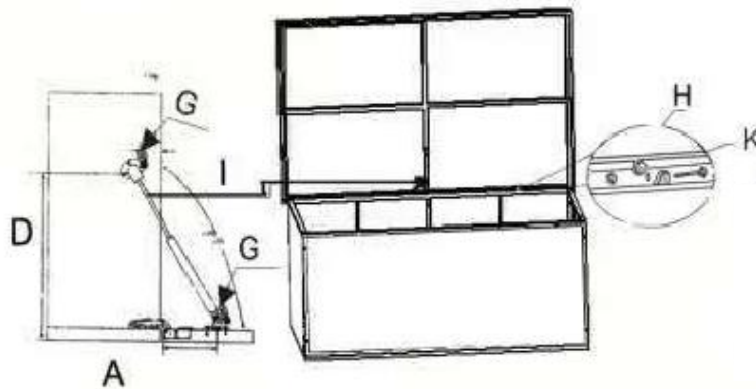
1.



2.



3.



4.

